

Max technical values and optimal economy.

PremiDoor 88 provides the perfect balance between static properties and thermal insulation. Elements up to 2.90 m high and a heat transfer coefficient of $U_f = 1.2\text{--}1.3 \text{ W/(m}^2\text{K)}$ in the standard design make possible a transparent architecture with large glazed areas. An optional U_o value of max $0.8 \text{ W/(m}^2\text{K)}$ is also possible.



profine GmbH
KÖMMERLING KUNSTSTOFFE
P.O. Box 2165 · 66929 Pirmasens · Germany
Phone +49 6331 56-0 · Fax +49 6331 56-2475
Email: info@koemmerling.de
Internet: www.koemmerling.de



Environmental protection.

The greenline symbol represents our new profile generation stabilised free of lead. Watch for this when you want to benefit yourself and the environment.




PREMIDOOR 88

Lift/sliding door system for the largest possible openings and maximum passage of light.

THE NEW SIZE.

UNIQUE PERSPECTIVES.
SUPERIOR TECHNOLOGY.



PremiDoor 88 lets you experience an all new feeling for living. Whether green nature or urban skyline, large glazed areas remove the borders between inside and outside. PremiDoor 88 is an all new design of lift/sliding door. With the maximum opening and closing convenience, excellent insulating values, and aesthetic architectural elegance.

A LEADER DOWN TO THE DETAIL.

The lift/sliding door by KÖMMERLING.



Easy to open as if sliding on air.

The fresh, scented air of spring. Let it in. PremiDoor 88 features an innovative mechanism that opens as if sliding on air. The large glazed area slides open easily with a whisper. Vitalising air flows in for a natural feel good climate.



Large installed heights.

Friendly, bright, flooded with light – PremiDoor 88 lets you enjoy the whole panorama of summer. The stable design allows glazed areas extending from floor to ceiling with elegantly slim sight lines. Your living space therefore presents the greatest possible openness with an ambience of bright light.



More cosiness.

The innate values of PremiDoor 88 come to bear when the autumn storms start brewing. Here, the premium quality is also manifested by the innovative seal system of perfectly matched levels. This ensures imperviousness to wind, driving rain, and outside noise. You can then enjoy in all comfort the spectacles of nature taking place before your very door.



High energy savings.

Large glazed areas, and yet highly energy efficient? PremiDoor 88 makes this possible with its new thermal insulation technology. Compared with conventional systems, the thermal insulation properties of this profile system could again be enhanced by up to 32%. This means in winter valuable savings in heating energy and the protection of the environment.

Barrier free living.


Barrier free transition from inside to outside and smooth opening mechanism: PremiDoor 88 is also ideal for living space tailored to the needs of the disabled and elderly. The lift/sliding door system PremiDoor 88 forms an almost seamless union with the floor. The highlight here is the WPC (wood-plastic composite) threshold, a high strength, high tech product with outstanding thermal insulation properties.




EASY TO OPEN AS IF SLIDING ON AIR.

PremiDoor 88 slides as lightly as a feather.

The appeal of PremiDoor 88 lies not only in the floor to ceiling and wide window areas, but above all in its ability to open this large area to the inside. Inside and outside therefore merge. Despite its weight, e.g. with triple glazing, PremiDoor 88 can be easily opened and closed as if sliding on air. Quite simply without the use of force. With its special materials in conjunction with perfected technology, the lift/sliding door therefore slides with consummate ease.





LARGE INSTALLED HEIGHTS.

The intelligent 88 mm profile.

There is one sustained trend in architecture: the desire for ever larger, continuous glazed areas and more openness. At the same time, these areas must fulfil the ever more stringent energy saving requirements. In order to fulfil both these demands, PremiDoor 88 consists of the innovative 88 mm profile. This profile system is characterised by its large construction depth promoting a high stability and excellent insulating values. And this with extremely slim profile sight lines. Aesthetic plus energy saving – PremiDoor 88 is redefining the standards.



With elements up to 2.90 m high.

- High profile stability for floor to ceiling elements.
- Slim window profiles allowing the greatest amount of light in and providing high solar energy gains.
- High resistance to twisting and torsion.
- Load capacity up to 400 kg (depending on hardware).



MORE COSINESS.

Thanks to a unique seal system.

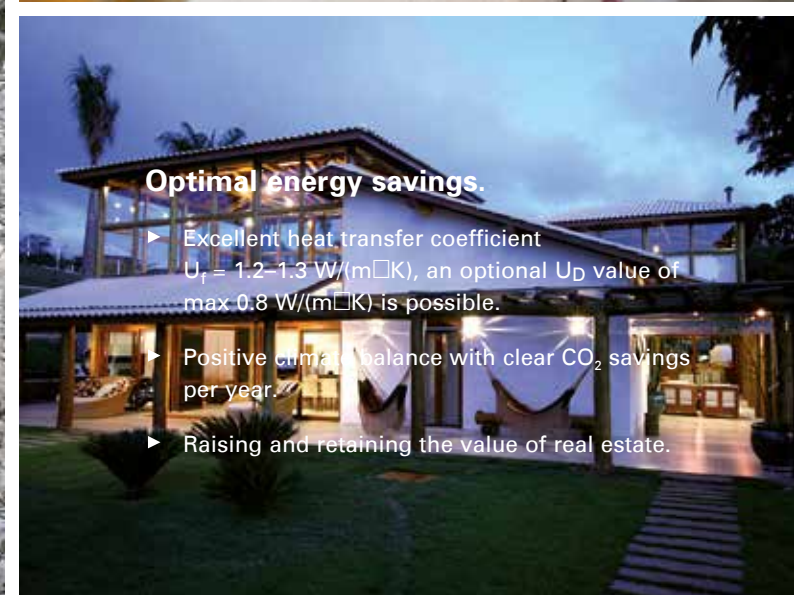


Also soothingly safe.

- When combined with hardware and functional glazing, PremiDoor 88 exhibits a high level of protection against forced entry.
- Three sealing levels ensure the optimal protection against wind, rain, and outside noise.
- Use of flexible, long lived sealing materials.

Impervious to driving rain, wind, and outside noise – here too, PremiDoor 88 presents a convincing range of outstanding performance properties. For instance, PremiDoor 88 features an innovative seal technology embodying the perfect interaction of three levels. Furthermore, new materials were used with specific properties for enhancing tightness. The result is a feel good cosiness and a feeling of safe, secure living in your own home.





HIGH ENERGY SAVINGS.

Make perceptible savings in your heating costs..

Compared with conventional systems, the new lift/sliding door system PremiDoor 88 represents a considerable advance in thermal insulation properties. The new system is up to 32% better in direct comparisons. The optimal isothermal properties are safeguarded by the energy saving multichamber profile and the innovative thermal insulation parts. Also the innovative WPC threshold is a key contribution to the outstanding insulating properties of the overall system. In total, all of these technologies ensure that you can perceptibly cut your heating costs and CO₂ emissions.

Optimal energy savings.

- Excellent heat transfer coefficient
 $U_f = 1.2-1.3 \text{ W/(m}^2\text{K)}$, an optional
 U_D value of max $0.8 \text{ W/(m}^2\text{K)}$ is possible.
- Positive climate balance with clear CO₂ savings per year.
- Raising and retaining the value of real estate.

EVERYTHING ELSE BUT SUPERFICIAL.

Design diversity ranging from White to your favourite colour.

Besides size and shape, particularly the colour scheme and elegance of the materials play a vital role. PremiDoor 88 provides you with all of the design potential you need for the optimal realisation of your architectural ideas. The range includes classical white; woodgrain, plain colour, and metal look laminates; quality aluminium cladding; and the innovative finishing technology proCoverTec. Explore the range of flexible combinations, and you'll find the right colour scheme for your home!



Classical white

White is still the most chosen profile colour. On PremiDoor 88, it harmonises with the design of straight lines.



Woodgrains and plain colours

Show your individuality with a total of 87 weather resistant laminates in plain colours (smooth or grained) and natural woodgrains or brushed metal look.




Aluminium cladding

Easy to clean, resistant, elegant, and economical – these are the advantages presented by the combination of PVC-U profile and aluminium cladding. In addition, there is unlimited design potential in the choice of colours.



proCoverTec

This new, unique, and innovative surface finish combines function with longevity and aesthetics. The proCoverTec surface is extremely tight and homogeneous, and its satin look lends your window profiles a quality look with a slightly textured, pleasant feel. It offers the optimal protection for your window profiles and minimises dirt deposits. Choose from our unmistakable range of 22 timeless colours! You can choose between single sided and full cover.



MORE LIGHT, MORE HEAT, MORE DESIGN

PremiDoor 88 Lux.

With its PremiDoor 88 Lux, KÖMMERLING can now meet one of the key demands in architecture: an even larger glazed area. Fixed glazing now no longer needs the sash profile. External glazing can be fitted in filigree aluminium beads.

The result cannot fail to convince, in terms of both energy savings and aesthetics. The larger glazed area achieves higher solar energy gains. More light, more heat, more design – and consequently a greater feel good factor and more naturalness in your living environment.



- Large area, sashless fixed glazing with panes up to 54 mm thick.
- Deep installation channels conceal element fasteners.
- Design variants in white, also laminated in plain colours, woodgrains or brushed metal look and with aluminium cladding.



THE ADVANTAGES AT A GLANCE.


Elegant design

- Flush mounted visual appeal between the sash and casement
- Lamination or aluminium covers for a wide range of colours and surfaces
- Elegantly slim sash with 100 mm and casement with 65 mm sight line
- Backset glazing beads
- Concealed fastening through installation channels
- Invisible drainage



Optimal thermal insulation

- Profile construction depth of 88 mm for maximised thermal insulation
- Five chamber sash and casing profile
- High thermal insulation WPC threshold
- Special glazing rebate seal
- Centre fastener in triple seal technology
- Guide rail with thermal break



Innovative system technology

- Max element height of 2.90 m owing to generously dimensioned steel reinforcements for optimised positive action connections
- Max installation flexibility for inward and outward opening glazing
- Flexible and long lived seal materials
- Nonwearing structured sealing parts for permanent air tightness




Variability:



One lift/sliding sash and one fixed pane



Two lift/sliding sashes and one fixed pane



One lift/sliding sash and two fixed panes



Two lift/sliding sashes with floating mullion version and two fixed panes

