






Authentic Timber Windows Ltd
QUALITY, VALUE & CONSISTENCY... ACCEPT NOTHING LESS!

Quality, Value & Consistency, accept nothing less!

Authentic Timber Windows has decades of experience in **producing durable and beautiful** exterior windows and doors; be it for your residence, office, a school or block of apartments. Each product we see as a "durable work of art", paying close attention to **every detail**, to ensure the value it adds to your property is maintained for many years to come.

Whilst we maintain as many traditional features of various types of English windows and doors as possible; we have quietly incorporated a **vast amount of technical improvements** & modifications to ensure we exceed the strictest of UK standards.

Otherwise known as ATW, our company is British owned and managed. We manufacture solely for the British market. This is the only thing we do. We do it well, to surprise and to **please the most fastidious of people**.

Please be very aware that what you see is but a small portion of what we have made. Our range and capabilities are both wide and varied. Our designers are often requested to **customise or replicate** just about anything you can imagine. So please do keep challenging us to ensure we deliver exactly what you want and how you want it. That's why we are here and that is why we grow and is how **we succeed, together**.

Please note: Every picture in this brochure is OUR product and was not copied from anywhere else.
When comparing us to others, please refer to page 29.





What do our customers say about us?

"You supplied some windows to me for my loft conversion in 2011.

I am very pleased with the windows and the ordering /supply process and wondered if you could give me an indicative estimate for some doors aswell..." Mr Smith, SE24.

" We are very pleased with the windows. No doubt Jane will be when she gets back from hols."

Mr Spillman, CM16.

"Our windows are excellent and my wife is most impressed as am I, and the best bit is that they fit so my paranoia about having measured incorrectly was unfounded. Phew!" Mr Stephenson.

"I hope you are well and busy.

By the way, many compliments I am receiving on the quality and style of the windows." Mr Wood.

"Authentic Timber Windows supplied me with 48 windows for installation in our Roman Catholic's Archbishops' House in a Conservation Area. They were a combination of Douglas Fir hung casement, vertical sliding box sash, and vertical sliding spring sash windows, with Oak cills. The windows are well constructed, beautifully finished, and operate with ease. The ironmongery is of a high standard, and the slim glazing bars closely resemble the original! They also came at a very competitive price. Their Director, is highly knowledgeable, gives prompt and personal attention, and is technically fastidious, paying great attention to every detail. Both I and my Client is very pleased. I would not hesitate to recommend Authentic Timber Windows for their product and service." Mr Hobday, MBE Chartered Architect, Cardiff.

"Hope you are well. Just had Paul put the front doors on the house and wanted to let you know how happy we are with them. They are stunning and look great with the exterior Ipe cladding we have. Once the scaffold is down I will send photos so you can see." Mrs Murphy.

"Someone has tried to break in one of your windows, but failed!! Need some parts to repair this could you call me please." Mr P Davis, EN9.

"Right from the start we knew we'd made the correct decision when we placed our order with ATW. Our client had detailed requirements in how he wanted his windows manufactured and ATW were able to meet every one of them. ATW not only supplied a great product at a competitive price but also delivered on time without any delays." Wright Construction

"Excellent services, very pleased with the overall look of new sashes, all fittings very high standard, hope to have new bay windows fitted by same company." SE5





Traditional Sliding Sash Windows

Since the end of the 17th century the Sash Window (or Vertical Slider) has, in appearance at least, changed very little. **Our challenge has always been to maintain that appearance but also to exceed the Energy Efficiency expectations, Building Regulations and Conservation requirements that must be adhered to today.**

The Traditional Box Sash Windows were made with boxes on each side which house the weights that counter balance the weight of each slider as it opens and closes. This operates via a pulley wheel with a chord and weights attached at either end.

Nowadays of course, we have 2 additional options or slightly different systems available. So all in all we now have 3 options available to our customers...

1. **The Traditional Box Sliding Sash Window**, with pulleys, chord and weights.

2. **The Spring/Spiral balanced Sash Window** (the same in appearance but no need for boxes on each side as our balances are housed in a slimmer but solid timber frame).

3. **The Tilt Inwards** for easier cleaning version, which is also Spring/Spiral balanced (same as 2 but these can tilt inwards to allow easier cleaning), especially useful when it comes to high rise properties.

Colour options of Sash windows furniture



Satin Chrome



Polished Chrome

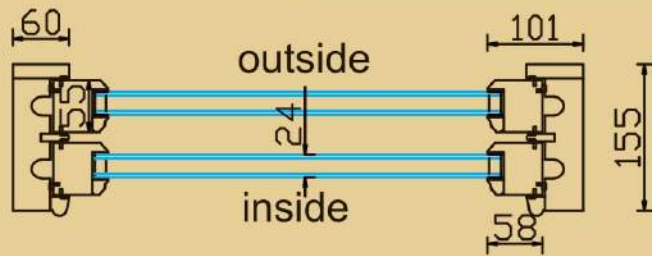
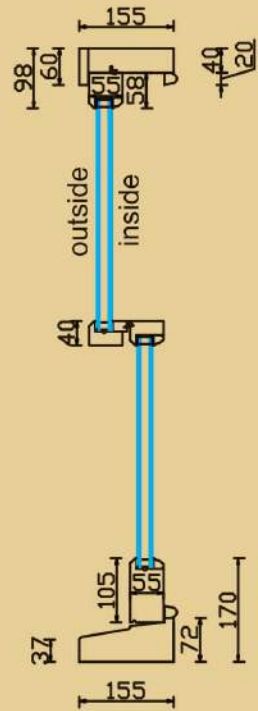


Brass/Gold





Spring Balanced Sash Window


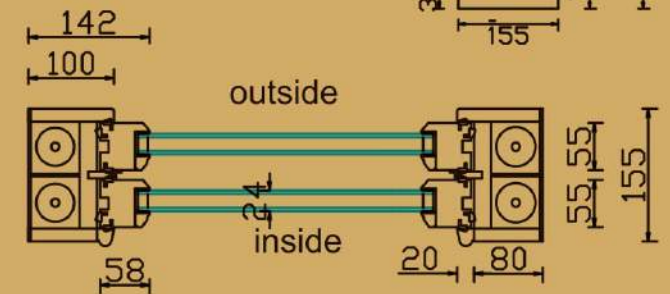
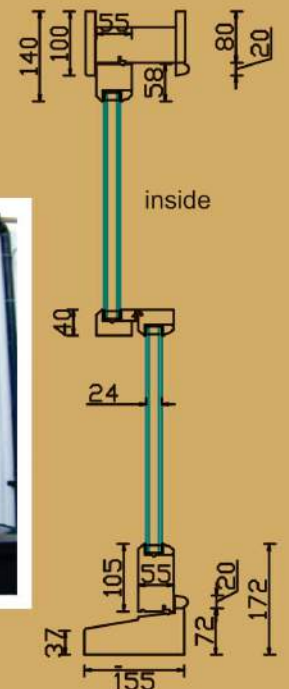


Decorative horns can be matched to any style you wish but our standard design is a Lambs Tongue style as below...

Decorative Top Sash Horn Detail, viewed outside



Traditional Box Sash Window with weights & pulleys





BiFolding & Sliding doors

BiFolding doors have become very popular in latter years as they can really open up spaces and integrate your residence with your garden so you can **soak up the comforts of summer and open spaces.**

We offer all types of BiFolding systems, allowing uninterrupted widths of up to 16 metres! Each pane can be up to 1 metre wide and up to 2.4 metres in height.

If you want a **little something special** we can even construct for unconventional openings such as curves and corners. (see example opposite).

And if you are concerned about insects attacking you and/or your family, we can provide an insect screen to make sure they never get you! (one example of this is pictured below).



The weight of these doors can either be handled by the lintel (top hung) for easiest operation or we can offer a bottom track weighted system should you require. The options are endless.

Sliding Doors can come in many variations depending upon your or your architects request. Please let us know which system or type of door you would like and we will construct it for you.

Brio[®]
where ideas unfold



ATW





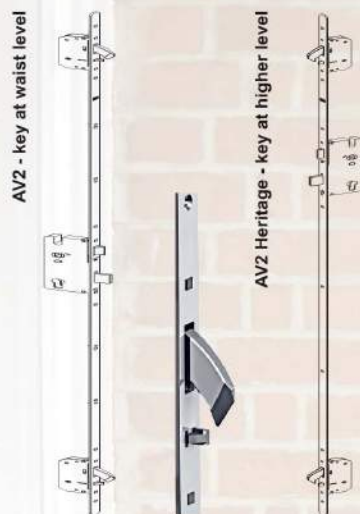
... More BiFolding & Sliding doors.



Entrance doors

The common Lever handle operated locking systems of today, which are suitable for many doors are simply not for a front door, hence us using these Automatic HookBolt WinkHaus systems.

WinkHaus AUTOMATIC lock, features:



- when door is closed the solid hook bolts lock into frame automatically.
- key outside and thumb turn inside for full operation.
- Police Secured By Design, PAS23/24, SKG, and VdS accredited.
- tested to 100,000 cycles, lowest possible operating forces & higher level of weather performance.
- protective surface coating in excess of EN 1670:2007 Grade 4, 'Very high corrosion resistance'.
- superbly engineered and manufactured in Germany.



With only quality and security in mind, we use only the finest range available of Front Door fittings to compliment our Door Systems and to suit the varied range of styles that are demanded from us today...

The *Ultimate* in Euro Cylinder Security, key out and thumb turn inside :



Specification:

- Anti-Snap
- Anti-Bump Pins
- Anti-Pick Pins
- Anti-Drill Pins
- Anti-Plug Extraction
- Supplied with 3 keys
- 10 Year Guarantee.

Accreditation:

- BS EN 1303:2005
- BSI Kitemark accredited: KM597142
- TS 007 3 Star Cylinder
- Secured by Design
- PAS 24 Compliant



Note: Products and parts are subject to changes or variations from this brochure; and are not always exactly the same. Please specify in detail, your requirements upon each order.

Secured by Design



Secure Locks

WINK HAUS

Always precise

Traditional Options

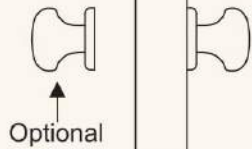
As many 18th and 19th Century buildings are listed and in conservation areas it is of paramount importance that any front door replacements are of a sympathetic style to that of the existing.

Only with WinkHaus Heritage AV2 AUTOMATIC HookBolt Locking System (Key at higher level)



WinkHaus High Security pull plate - you must have a knob handle inside at least, we recommend having one outside as well.

WINKHAUS



Optional



WinkHaus High Security pull plates.

Colours available:
Polished Chrome
or Brass/Gold.



Knob Handles -
High Grade 316
Stainless Steel.

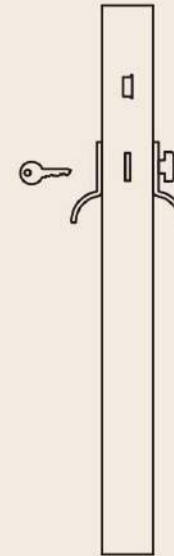
Modern Options

You can have either the "key at waist level" lock OR the "key at higher level" lock with these variations of modern fittings:



Escutcheon plates in and out - you must add either a knob handle or Tbar handle to the inside AND outside.

Colours available:
Satin Chrome,
Polished Chrome or
Brass/Gold.



Modern pull plates in and out - if you wish you can add either a knob handle or Tbar handle inside and/or outside.

Colours available:
Satin Chrome,
Polished Chrome,
Brass/Gold or
Black.



TBar handles can be 1200mm or 1800mm. One side or both sides. (high grade 316 stainless steel)

Colour available: Satin Chrome only.

Also optional: spy holes, numbers, knockers and letter plates (traditional, modern or standard).

When necessary, usually for a modern style – full length Tongue and Groove panelled door, as the stiles and rails are not visible (or as large as normal) and the vertical or horizontal panels overlap, this reduces a doors ability to remain sturdy and strong, so **we conceal a Metal sub construction with in the door to be certain it is enforced as best as possible** to avoid distortion and ensure durability.



Lever Door handles

1) Standard Range



Satin
Chrome



Polished
Chrome



Silver
F1



Polished
Brass/Gold



White



Black

2) Prestige & Traditional Range



Monkeytail
Black



Monkeytail
Pewter



Villand
Antique
Black



Villand
Antique
Pewter
Bronze



Finesse
Pewter
Door
Handle



...More doors.



Casement Windows

We make all types of casement windows: Traditional Flush, Stormproof, Euro Tilt & Turn, Pivot or any other style you would like us to replicate. Some windows open in and some open out, depending on your needs.

Our Casement Windows are Externally glazed as standard but we also offer Internal glazing should you prefer.

The usual traditional features are available, be it Georgian Bars, Old style furniture, deep bottom or top rails, swept heads, arched frames and so on.

Our Flush and Storm casement locking systems are multipoint locking, making them much safer than the old single point Cockspur type windows. We also provide night vent locking, allowing you to secure your windows in a slightly open position for ventilation.



Flush & Storm Casement Handles

1) Standard Range



Satin Chrome

Polished Chrome

Silver F1

Brass/Gold

Black

White

2) Prestige & Traditional Range

Peardrop



Satin Chrome

Polished Chrome

Pewter

Brass/Gold

Black

Monkeytail



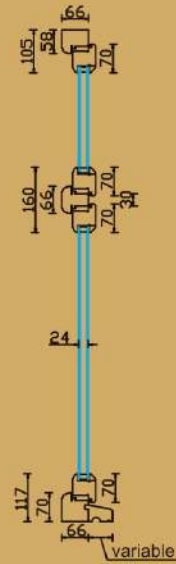
Pewter

Black

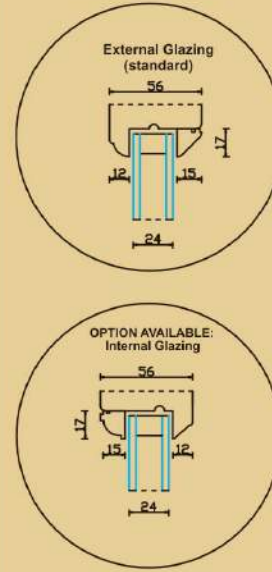




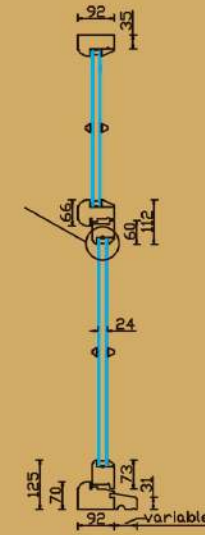
Stormproof Casement Window 66mm Frame



Side View



Flush Casement Window 92mm Frame



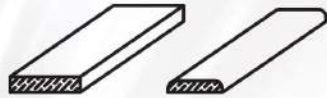
Side View





Trims and Boards

Trims and Boards can be made according to any standard profiles we have or of course we can custom make your profiles for you, this is especially helpful when matching existing details that may have been made specifically for that property years ago, or we can even create your own bespoke styles.



Square Edge Liner D-Shape Trim



Pencil Round Trim Quadrant Trim




Decorative Trim Corner Filler



DG Architrave Angled Corner Joint



Window Board Cill Protrusion

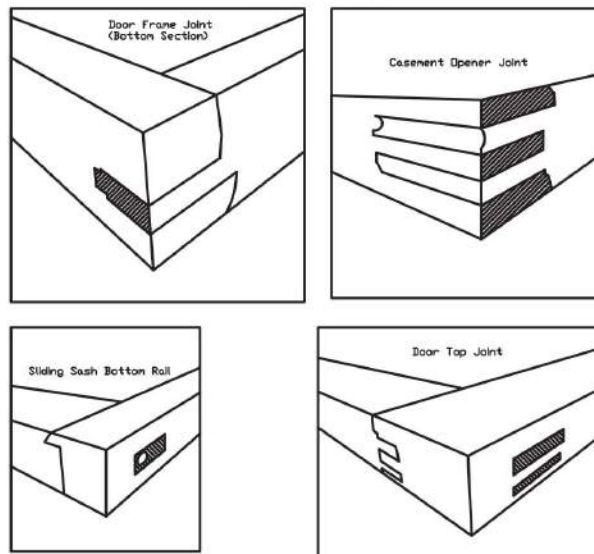




Timber & Joinery Quality



Joints



HOW DO WE TURN THIS INTO THIS?

We are **extremely fussy** when purchasing timber for your windows and doors as we know that this is the foundation of our product and everything depends on our timber's durability, grain styles and overall quality. Some suppliers even told us they do not want to deal with us anymore as we are too fussy! That's fine with us. We strive to maintain OUR standards, not theirs.

Each truckload of planks we order is **examined very carefully** by us (and our Director personally) and is also tested to ensure we start with the best possible foundation and a moisture content which is perfect for UK weather. We ensure the **timber has been pre-conditioned** for its new specific purpose - to keep you warm and dry for generations to come. Our careful process also ensures minimum maintenance for you and helps us construct a **strong and durable** product which continues to build a great reputation for our company, therefore ensuring our continued growth.

In **Hardwood** we offer: European Oak (stain finish only), Sapele or Meranti (Dark Red) (all same price)

In **Softwood** we offer: European Redwood (More energy efficient and much more cost effective)

These timbers are perfect for Exterior Windows and Doors, there are cheaper types available but cheap is not our product, quality is our main concern.

Our timber is sourced from Africa, Asia, Europe and Russia and is all from managed and certified forests.

Engineering timber is our specialty and is implemented within all product interiors where possible, rather than

faces, for several good reasons:

Our waterproof DIN 4 glue used in engineering is stronger than wood itself, so each layer of glue makes each element stronger and more resistant to weathering and warping.

Engineering allows us to "cross grain join" the wood, otherwise non-engineered solid wood pieces have a tendency to warp to the weakest side. When engineered, there is no weakest side.

We also use concealed aluminium sheets and metal pipe type profiles to reinforce required products to be **100% satisfied** that nothing ever goes wrong, especially with longer elements.

Please note: Our engineered sections are cut out from large healthy planks, meaning we do not use scrap or waste material to save pennies and jeopardize quality, as is common practise with some companies. It would be easier and cheaper for us to use single elements which are not engineered but this would not be in our best interests, **quality and durability always comes first.**

Our **Drainage system is also unique** and again shows that we always go **that extra mile** wherever possible. Every window opener we make has a concealed channel drilled under the glass channel which is then housed in plastic to ensure no water gets near untreated timber, which can cause it to rot quite quickly.

Our "plastic housed drainage channel" is really a last resort for water to escape, just in the very unlikely case that water should ever get past our Silicone and Butyl glazing system. **Nothing is left to chance.**

Obscure Glass Options



Bamboo




Cathedral



Cotswold
Bronze



Cotswold




Flake



Flute



Niagara



Sandblasted



Stippolyte

Glass

Our glass, **Guardian Climaguard Premium**, as with everything else we use, is amongst the worlds best, **boasting a U-value of 1.1, to ensure maximum thermal efficiency, double glazing doesn't come any better**, apart from the very expensive option of using Krypton or Xenon, instead of Argon

Combine this LowE Softcoat, Argon gas filled double glazed unit with our warm edge spacer AND our Silicone and Butyl glazing system and there simply is no better combination when it comes to delivering the result you want - **maximum quality, warmth, durability and looks.**

Warm Edge Spacer bars can be either black or white.

Silicone (with Butyl backing up the silicone) can also be either black or white, the best choices depend on your requirements and what look you want to achieve, we can mix and match according to your needs.

Internal glazing: Default for sash windows, but can also be done for casement doors and openers only (we do not recommend internally glazed frames as this leaves no secondary drainage solution).


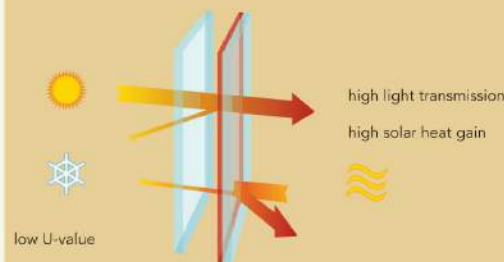
External glazing: Default for casement windows and doors, we also prefer this option for glass when fitted to frames, as there is a much lower possibility that it will allow water penetration.

Most Double Glazing manufactured by us is 4-16-4mm which makes 24mm overall. We can also make 6.4mm each side Laminate or 8.4 Laminate for acoustic applications, Toughened glass, Diamond or Square leaded and of course Stained Glass, as required and according to your designs. **We are here to meet your needs.**

The **CE marking certification** requires many double glazed units to be Tested, as ours are, to EN 1279 Part 2, EN 1279 part 3, EN 673, EN 410 and of course various other Safety glass EN standards required for the UK construction market.

Thermal performance without compromise

- **1.1 EN !**
- **80% Light !**
- **63% Solar Factor !**



GUARDIAN CLIMAGUARD®
VIDRO RESIDENCIAL DE CONTROL SOLAR

Paint

We use **Paints & Stains** that have already lasted the test of time - Sayerlack. Made in Italy with Head quarters in the USA, **Sayerlack is a brand of the Sherwin - Williams group** of companies.

Sayerlack is a Water based, Micro-Porous paint or stain which allows the wood to breathe.

We can offer a smooth finish, grainy finish, Satin or a Gloss finish, just select your preference on our order forms and leave the rest to us...

Our paint / stain process: (All products are **hand sanded** between each stage).

• **Impregnation** - To soak and absorb into the timber to protect from fungal attacks and decay and to prepare wood for the next stage.

• **Primer** - To prime the wood for further protection and to prepare it for the final stages.

• **Topcoat** - To protect the wood from weathering and general wear and tear.

• **Second Topcoat** - To double surface protection and to protect against wear and tear and small scratches from penetrating through undercoats.

All coats are generously applied for the best results, we do not spare any expense.




HW - Oak



SW - Redwood



Please ask for real Wood Stain Chart to select your choice



WHY choose us instead of our many competitors?

Does our competitor give you timber/wood that is top grade with no faults and no knots? **We do.**

Do they give you a highly certified, tested and proven paint system with at least 4 coats to protect and preserve your investment? **We do.**

Do they invest into and focus on every detail to give you a quality product? **We do**, sparing no expense.

Do their single and double doors come supplied, as standard, with a "Secure by Design" and PAS accredited locking system? **Ours do.**

Do their Euro Cylinders, used to operate all door locks (and are the main focus for a burglar's focus to break in to a property), come with "Secure by Design" certification, is PAS 24 compliant, BSI Kitemarked and has a 3 star TS 007 high security rating? **Ours do.**

Can they offer you a high quality and high security Locking System for your front door which AUTOMATICALLY locks all security Hook Bolts when your door is closed behind you? **We can.**

Can they help and supply you with technical designs and drawings to achieve your tastes; or for Planning or Conservation requirements? **We can.**

Have they been around long enough for them to honour their guarantee and what they say? **We have.**

Are they proud of what they make and do they apply "brand plates" to their products? **We do.**

Can they really customise their product for your requirements, not just the width and height, but the transoms, mullions, beadings, decorative trims and many other details to suit your needs? **We can.**

Do they incorporate "Secondary Drainage Holes" into every window or sash opener (without allowing water to ever come into contact with raw timber) to expel excess water just in the unlikely case the glazing system should ever break down in the decades to come? **We do.**


Do they supply quality fittings such as door knobs, TBar handles, pull plates and escutcheon plates which are "grade 316" stainless steel? **We do.**

Do they focus on and incorporate quality based initiatives in their production facility such as CE marking, regulations and certification to ensure their products comply to a high UK standard? **We do.**

Can they offer you a concealed metal reinforced frame to make their door leaves much stronger than timber can ever be? **We can.**

Are their products really designed for and do they really reflect a traditional UK style window or door, or is there something not quite right when you look at it? Ours are **all designed for the UK and only for the UK.**

We do not claim to make the "cheapest" products, but we do make a "top end" product at a very good price. When comparing our quotes to others please pay attention to what details we are giving you as opposed to many; for example: aluminium cills for Sliding and Bifolding doors cost more but are a much better solution than having timber cills that will scratch easily, rot easily and will give you water issues in a short space of time. We focus on quality solutions which are often not the cheapest but are much better. **The positive differences with us are endless....**



ATW



www.authentictimberwindows.com



Company Registered in England & Wales: 05686697

VAT: 938305905

V2

We reserve the right to alter, adjust and change our products to achieve continual improvements, without further notice. Please always check with us to ensure we have included your specific requirements and specifications in each quote and/or order with us. We aim to please and exceed your expectations; and do not want any misunderstandings.